


Earth Day Activities



Water Bottle Bowling! All you need is empty water bottles and a ball!


















Name: _____



Nature **WALK**

Directions: Check off the items you find on your walk.

 dirt <input type="checkbox"/>	 leaf <input type="checkbox"/>	 flower <input type="checkbox"/>
 spider <input type="checkbox"/>	 butterfly <input type="checkbox"/>	 mushroom <input type="checkbox"/>
 worm <input type="checkbox"/>	 bird <input type="checkbox"/>	 ant <input type="checkbox"/>
 bee <input type="checkbox"/>	 squirrel <input type="checkbox"/>	 sprout <input type="checkbox"/>
 tree <input type="checkbox"/>	 cloud <input type="checkbox"/>	 grass <input type="checkbox"/>

© Ms. Makinson

**Go for a walk in YOUR yard
and see what you can find!
Remember to follow social
distancing rule 😊**



REDUCE, REUSE, and RECYCLE

TRASHKETBALL




Materials: a trashcan and paper.

How to play: Ball up old paper you no longer need and use it to shoot into the recycling bin or trash can. Keep track of your points or even play against someone in your home.



REUSE! Grab two toilet paper rolls and reuse them to create binoculars! Glue or tape them together and attach a string.



You can decorate them too!